



PLEASE READ AND FOLLOW ALL WARNINGS



AIR TOOLS

FP-891
RIVETER



Read Operating Instructions
Always become familiar with all the instructions and warnings before operating any power tool.

Always Wear Approved

Eye Protection

Impact resistant eye protection should meet or exceed the standards as set forth in the United States ANSI Z87.1, Occupational and Educational Eye and Face Protection. Look for the marking Z87.1 on your eye protection to insure that it is an approved style. For further information, ANSI Z87.1, Occupational and Educational Eye and Face Protection, is available from the American National Standards Institute, Inc., 11 West 42nd Street, New York, NY 10036.



Hearing Protection is Recommended

Hearing protection should be used when the noise level exposure equals or exceeds an 8 hour time-weighted average sound level of 85 dBA. Process noise, reflective surfaces, other tools being operated nearby, all add to the noise level present in your work area. If you are unable to determine your noise level exposure, we recommend the use of hearing protection.

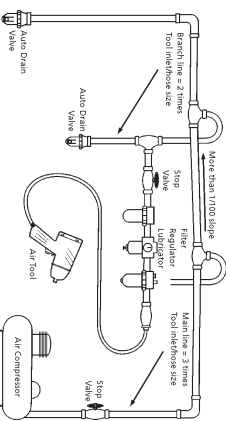



Avoid Prolonged Exposure to Vibration

Tools can vibrate during use. Prolonged exposure to vibration or very repetitive hand and arm movements, can cause injury. Stop using any tool if discomfort, tingling feeling or pain occurs. You should consult your physician before resuming use of the tool.

90 PSIG Maximum

This tool is designed to operate at



an air pressure of 90 pounds per square inch gauge pressure (90 PSIG) maximum, at the tool. Use of higher air pressure can, and may cause injury. Also, the use of higher air pressure places the internal components under loads and stresses they were not designed for, causing premature failure. The air supply should be clean and dry, preferably lubricated. For best results, drain the moisture from your compressor daily.

WARNING:

Some dust created by power sanding, sawing, grinding, drilling, and other construction activities contains chemicals known to cause cancer, birth defects or reproductive harm. Some examples of these chemicals are:

- Lead from lead-based paints
- Crystalline silica from bricks, cement and other masonry products
- Arsenic and chromium from chemically treated lumber

Your risk from these exposures varies, depending on how often you do this type of work. To reduce your exposure to these chemicals, work in a well-ventilated area and work with approved safety equipment such as those dust masks that are specially designed to filter out microscopic particles.

Description

Florida Pneumatic medium duty air riveter is designed for fastening aluminum rivets in material such as masonry, formica, aluminum, wood and light metals, as well as duct and siding work. This tool features hardened steel jaw sets, neoprene seals, quick release valve and a swivel inlet fitting.



Safety Instructions

The following instructions are furnished as general guidelines for use of your pneumatic tool. They cannot comprehensively cover all possible or conceivable uses of the subject tool. For additional information on the safe use of air tools, we advise you to obtain a copy of ANSI B186.1 Safety Code for Portable Air Tools, available from the following source:

American National Standards Institute, Inc.
11 West 42nd Street
New York, NY 10036.

The use of the word "shall" in the following instructions, indicates that adherence to the particular requirement is necessary to conform to ANSI B186.1.

Tool Application and Usage

Portable tools shall be used only for the purposes intended in their design and within the capacity for which they were intended and rated. It shall be the tool owner's and/or employer's responsibility to instruct each operator in the safe use of the tool. Tools shall not be used without guards and safety

devices as furnished by the manufacturer. Where an air tool is modified or altered, the modifier shall provide the safeguards to enable it to be safely used in the operations intended and to comply with any applicable provisions as contained in ANSI B186.1.

Tool Installation

Pressure regulators shall be used to limit air pressure to the rated pressure where the supply pressure exceeds the tool's rated pressure. Air hoses and lines shall be relieved of compressed air before being disconnected or disjoined, unless there is automatic valve closing protection at the joint being separated. Synthetic lubricants which can cause deterioration of elastomer seals shall not be used in air systems of air tools.

Tool Maintenance

It shall be the tool owner's and/or employer's responsibility to assure that tools are maintained in a safe operating condition. Tool maintenance and repair shall be performed by authorized, trained, competent personnel. Tools shall be disconnected from their compressed air supply before repairs are attempted. Repairs shall be consistent with the manufacturer's recommended procedures. Tool, hoses and fittings shall be replaced if unsuitable for safe operation. It shall be the tool owner's and/or employer's responsibility to keep required rating markings and warnings on the tool in legible condition.

Florida Pneumatic
851 Jupiter Park Lane, Jupiter, Florida 33458
Toll Free 1-800-327-9403

Read these instructions carefully before attempting to install, operate or service this Florida Pneumatic product. Failure to comply with the instructions could result in personal injury and/or property damage! Retain these instructions for future reference.



FP
PMC



AIR TOOLS

FP-891
RIVETER



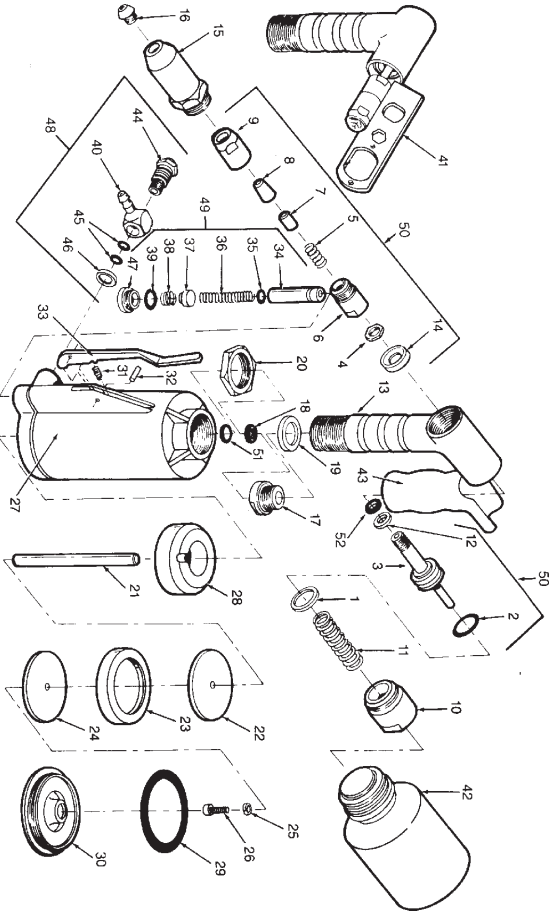
AIR TOOLS

FP-891
RIVETER

Specifications

Weight.....	3.5 lbs.
Length.....	11-3/4"
Average air consumption.....	.5 CFM
Recommended hose size.....	3/8" ID
Air Inlet.....	1/4" NPT
Maximum operating pressure.....	60-90 PSIG
Rivet capacity.....	1/8", 5/32" & 3/16"
Pulling power.....	2,000 lbs.

Parts Breakdown for FP-891



Replacement Parts for FP-891

Ref.	Description	Part #	Ref.	Description	Part #
1	Wiper washer	9760007	29	O-ring seal	9760036
2	Seal	9760007	30	Air cylinder cap	9760040
3	Hydraulic plunger	9760008	31	Trigger spring	9760041
4	Nut	9760009	32	Trigger r oil pin	9760042
5	Spring	9760010	33	Trigger ar m	9760043
6	Jaw housing coupler	9760011	34	Valve tube	9760044
7	Jaw pusher	9760012	35	O-ring	9760045
8	Jaws (3)	9760013	36	Valve spring	9760046
9	Jaw housing	9760014	37	Valve plate	9760047
10	Screw plug	9760015	38	Valve pressure spring	9760048
11	Hydraulic return spring	9760016	39	O-ring	9760049
12	O-ring seal -hyd. section	9760017	40	1/4" Air inlet fitting	9760050
13	Hydraulic section	*	41	Wrench	9760051
14	Wiper ring	9760019	42	Plastic bottle	9760052
15	Head	9760020	43	Hand grip	9760053
16	3/8" Nosepiece	9760021	44	Air inlet plug	9760054
16B	Δ5/32" Nosepiece	9760022	45	O-ring seal	9760055
16C	Δ3/16" Nosepiece	9760023	46	Washer	9760056
17	Hydraulic rod guide	9760024	47	Screw plug	9760057
18	O-ring seal (2)	9760025	48	Air inlet assembly	9760058
19	O-ring	9760026	49	Throttle valve assembly	9760059
20	Lock nut	9760027	50	Jaw assembly kit	9760060
21	Plunger rod	9760028	51	O-ring washer	9760063
22	Front piston head disc	9760029	52	O-ring washer	9760064
23	Piston head packing ring	9760030	Δ	Rubber bumper	9760062
24	Rear piston head disc	9760031	(*)	Not available as a replacement part	
25	Piston head sprg. washer	9760032	(■)	Included in part number 9760061,	
26	Piston head lock screw	9760033	*	Jaw seal Kit	
27	Air cylinder body		-(Δ)	Not Shown	
28	Dampening ring	9760035			

Limited Warranty

Florida Pneumatic warrants its tools to be free from defects in material and workmanship for one year from the date of purchase. This warranty does not apply to tools which have been abused, misused, modified or repaired by someone other than Universal Tool or its authorized service centers. If a Universal Tool proves defective in material or workmanship within one year after purchase, return it to any authorized service center or to Universal Tool, freight prepaid. Please enclose your name, address and adequate proof of purchase date with a brief description of the defect. Florida Pneumatic will, at its option, repair or replace defective tools, free of charge. Repairs or replacements are warranted as described above for the remainder of the warranty period. Universal Tool's sole liability and your exclusive remedy under this warranty is limited to repair or replacement of the defective tool. There are no other warranties expressed or implied and Florida Pneumatic shall not be liable for incidental, consequential or special damages, or any other damages, costs or expense of repair or replacement as described above.

Includes:

- 1 - Pneumatic/Hydraulic riveter
- 1 - Plastic mandrel collector
- 1 - Special tool wrench
- 2 - 14mm Wrenches
- 1 - Set of replacement jaws
- 1 - Set of sized nose pieces