

# PLEASE READ AND FOLLOW ALL WARNINGS

# FLORIDA PNEUMATIC

## SUPERHAND AIR FILE


FP-705

**Read Operating Instructions**  
Always become familiar with all the instructions and warnings before operating any power tool.



### Always Wear Approved Eye Protection

Impact resistant eye protection should meet or exceed the standards as set forth in the United States ANSI Z87.1, Occupational and Educational Eye and Face Protection. Look for the marking Z87.1 on your eye protection to insure that it is an approved style. For further information, ANSI Z87.1, Occupational and Educational Eye and Face Protection, is available from the American National Standards Institute, Inc., 11 West 42nd Street, New York, NY 10036.



### 90 PSIG Maximum

using any tool if discomfort, tingling feeling or pain occurs. You should consult your physician before resuming use of the tool.

This tool is designed to operate at an air pressure of 90 pounds per square inch gauge pressure (90 PSIG) maximum, at the tool. Use of higher air pressure can, and may cause injury. Also, the use of higher air pressure places the internal components under loads and stresses they were not designed for, causing premature failure. The air supply should be clean and dry, preferably lubricated. For best results, drain the moisture from your compressor daily.

### Description

The Universal Tool Superhand Air File is designed to file small areas with restricted access with ease. This reciprocating air file weighs just over two pounds for easy one-handed operation. Features include a hanging bail for easier handling, a thumb switch throttle for easy start-up, and a durable steel housing. Able to file steel, plastic, wood and aluminum. It's 1/4" stroke length makes quick work of most jobs. Includes 4 assorted files: flat, round, triangular and bastard cut.



devices as furnished by the manufacturer. Where an air tool is modified or altered, the modifier shall provide the safeguards to enable it to be safely used in the operations intended and to comply with any applicable provisions as contained in ANSI B186.1.

### Safety Instructions

The following instructions are furnished as general guidelines for use of your pneumatic tool. They cannot comprehensively cover all possible or conceivable uses of the subject tool. For additional information on the safe use of air tools, we advise you to obtain a copy of ANSI B186.1 Safety Code for Portable Air Tools, available from the following source:

American National Standards Institute, Inc.  
11 West 42nd Street  
New York, NY 10036.

The use of the word "shall" in the following instructions, indicates that adherence to the particular requirement is necessary to conform to ANSI B186.1.

### Tool Application and Usage

Portable tools shall be used only for the purposes intended in their design and within the capacity for which they were intended and rated. It shall be the tool owner's and/or employer's responsibility to instruct each operator in the safe use of the tool. Tools shall not be used without guards and safety

### Tool Installation

Pressure regulators shall be used to limit air pressure to the rated pressure where the supply pressure exceeds the tool's rated pressure. Air hoses and lines shall be relieved of compressed air before being disconnected or disjoined, unless there is automatic valve closing protection at the joint being separated. Synthetic lubricants which can cause deterioration of elastomer seals shall not be used in air systems of air tools.

### Tool Maintenance

It shall be the tool owner's and/or employer's responsibility to assure that tools are maintained in a safe operating condition. Tool maintenance and repair shall be performed by authorized, trained, competent personnel. Tools shall be disconnected from their compressed air supply before repairs are attempted. Repairs shall be consistent with the manufacturer's recommended procedures. Tool, hoses and fittings shall be replaced if unsuitable for safe operation. It shall be the tool owner's and/or employer's responsibility to keep required rating markings and warnings on the tool in legible condition.



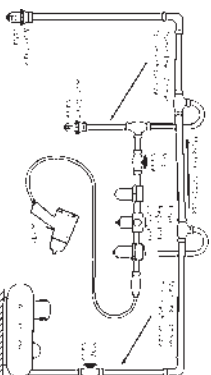
### Hearing Protection is Recommended

Hearing protection should be used when the noise level exposure equals or exceeds an 8 hour time-weighted average sound level of 85 dBA. Process noise, reflective surfaces, other tools being operated nearby, all add to the noise level present in your work area. If you are unable to determine your noise level exposure, we recommend the use of hearing protection.



### Avoid Prolonged Exposure to Vibration

Tools can vibrate during use. Prolonged exposure to vibration or very repetitive hand and arm movements, can cause injury. Stop



Florida Pneumatic

A Division of Florida Pneumatic Manufacturing Corporation

851 Jupiter Park Lane, Jupiter, Florida 33458

Toll Free 1-800-327-9403

FPMC

PL-0258

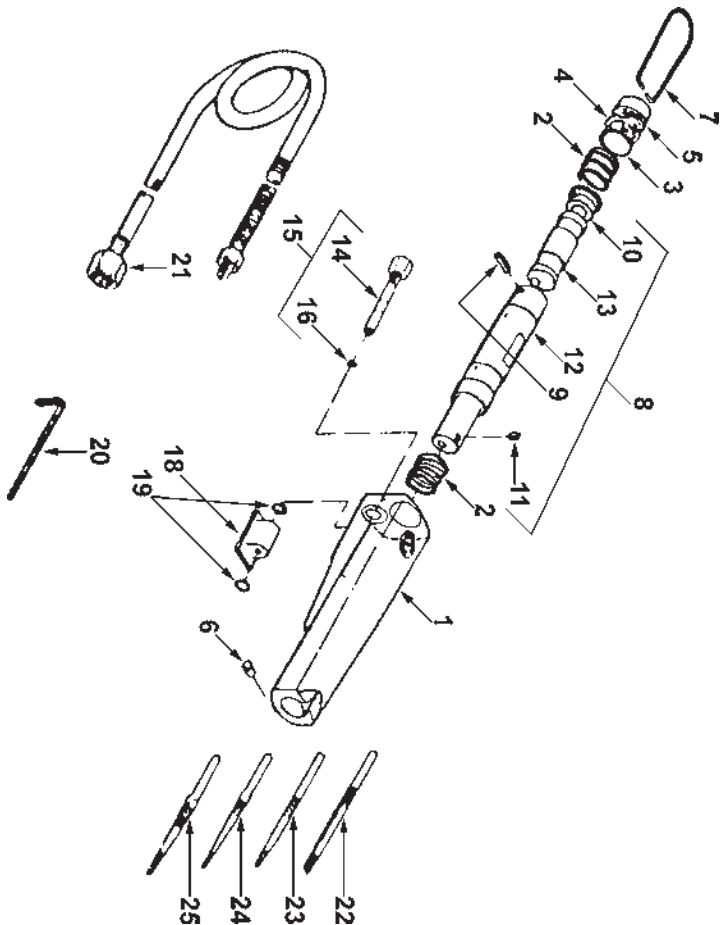
Rev. 8/98

Read these instructions carefully before attempting to install, operate or service this Florida Pneumatic product. Failure to comply with the instructions could result in personal injury and/or property damage. Retain these instructions for future reference.

### Specifications

File Size .....	4" x 1/4" Round Shaft
Free Speed .....	9,000 SPM
Stroke length .....	1/4"
Weight .....	2-1/4 lbs.
Length .....	7"
Average air consumption .....	4 CFM
Recommended hose size .....	3/8" ID
Air inlet .....	1/4" NPT
Maximum operating pressure .....	90 PSIG

### Parts Breakdown for FP-705



### Replacement Parts for FP-705

Ref.	Description	Part #	Ref.	Description	Part #
1	Housing	9705001	14	Valve nipple	9705014
2	Spring (2)	9705002	15	Valve nipple ass'y (14, 16)	9705015
3	Filter	9705003	16	O-Ring	9705016
4	Retaining ring	9705004	17	Valve assembly	9705018
5	Cap	9705005	18	Valve body	9705019
6	Guide key	9705006	19	O-Ring (2)	9705020
7	Hangar	9705007	20	3mm Hex wrench	9705021
8	Cylinder assembly (9-13)	9705008	21	Hose assembly	9705022
9	Spring pin	9705009	22	3 Pk of Flat Mill Cut Files	5679
10	Plug	9705010	23	3 Pk of Round Single Cut	5680
11	Headless set screw	9705011	24	3 Pk of Triangle Single Cut	5681
12	Cylinder	9705012	25	3 Pk of Flat Bastard Cut	5682
13	Piston	9705013		4 Pk Ass'd. (1 ea. above*)	5683

### Limited Warranty

Florida Pneumatic warrants its tools to be free from defects in material and workmanship for one year from the date of purchase. This warranty does not apply to tools which have been abused, misused, modified or repaired by someone other than Universal Tool or its authorized service centers. If a Universal Tool proves defective in material of workmanship within one year after purchase, return it to any authorized service center or to Universal Tool, freight prepaid. Please enclose your name, address and adequate proof of purchase date with a brief description of the defect. Universal Tool will, at its option, repair or replace defective tools, free of charge. Repairs or replacements are warranted as described above for the remainder of the warranty period. Universal Tool's sole liability and your exclusive remedy under this warranty is limited to repair or replacement of the defective tool. There are no other warranties expressed or implied and Universal Tool shall not be liable for incidental, consequential or special damages, or any other damages, costs or expense of repair or replacement as described above.

**WARNING** - Do not use excessive force while filing.

**CAUTION** - Always wear eye protection during use.